




















Northgate Station Platform Access Map

CORE ZONE

-  Assisted Boarding Point
-  Help Phone
-  Tickets/ Fares
-  Customer Information Screen
-  Payphone

STATION FEATURES

-  Entry
-  Accessible Parking
-  Accessible Path of Travel
-  Parking
-  Steep Ramp
-  Lift
-  Stairs
-  Drinking Fountain
-  Customer Service Window
-  Accessible Toilets
-  Toilets
-  Bike Lockers
-  Vehicular Entry
-  Kiss'n'Ride

OTHER FEATURES

- Shelter
- Priority Seating
- Bike Rack
- Tactile Ground Indicators



Design features of toilet and carparking facilities can vary between stations.